Fittings Mod. 6600...

Tube Cross

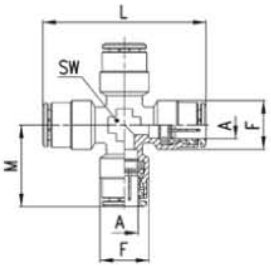

DIMENSIONS

	OD mm				
Mod.	**A**	**F**	**L**	**M**	**SW**
6600 4	4	9	38	19	9
6600 5	5	11	42	21	9
6600 6	6	12.7	44	22	10
6600 8	8	14.2	49	24.5	12
6600 10	10	16.5	55	27.5	14
6600 12	12	19.5	56	28	16

Fittings Mod. 6700...

Cartridge

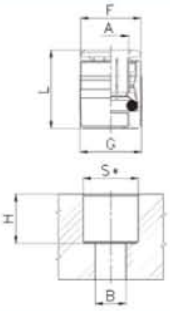

DIMENSIONS

	OD mm							
Mod.	**A**	**F**	**G**	**L**	**Size**	**S**	**H**	**B**
6700 4	4	8.6	9	14.5	4	8.75	11	3.5
6700 5	5	9.6	10	15.5	5	9.75	11.5	3.5
6700 6	6	11.8	12.2	16.5	6	11.95	12	4
6700 8	8	13.8	14.2	18	8	13.95	14	6
6700 10	10	15.8	16.2	20.5	10	15.95	15	8

* Synthetic Seat +0.03/- 0.02
* Metallic Seat +0.05/0

* Hole tolerances: +0.002-0.000 (in.)
* For plastic (non-metal) manifolds, reduce all hole dimensions "S" by 0.02 mm (0.001 in.)
* INSTALLATION: Drill or bore hole per specifications per size of cartridge (dimensions H and S).
* Smooth or ream hole dimensions to hole tolerances.
* Simply press fit cartridge into hole with an evenly distributed force over the top surface.
* Removal of the collet ring is not necessary.
* Cartridge fittings are useful for installations in various manifolds and/or distribution blocks when drilling and tapping are not desirable.

Fitting Mod. 6700 3

Micro Cartridge

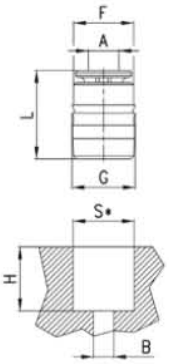

*Metallic seat $^{+0.05}_{0}$ *Synthetic seat $^{+0.03}_{-0.02}$

DIMENSIONS

	OD mm						
Mod.	**A**	**F**	**G**	**H**	**L**	**S**	**B**
6700 3	3	5.9	6.2	6.3	9.2	6	2

* Hole tolerances: +0.002-0.000 (in.)
* For plastic (non-metal) manifolds, reduce all hole dimensions "S" by 0.02 mm (0.001 in.)
* INSTALLATION: Drill or bore hole per specifications per size of cartridge (dimensions H and S).
* Smooth or ream hole dimensions to hole tolerances.
* Simply press fit cartridge into hole with an evenly distributed force over the top surface.
* Removal of the collet ring is not necessary.
* Cartridge fittings are useful for installations in various manifolds and/or distribution blocks when drilling and tapping are not desirable.

Fittings Mod. 6750...

Tube Cap

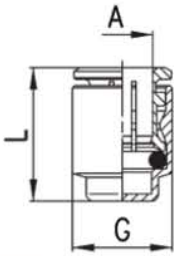

DIMENSIONS

	OD mm		
Mod.	**A**	**G**	**L**
6750 4	4	8.8	15
6750 6	6	11.8	17
6750 8	8	13.8	18.5
6750 10	10	15.8	21
6750 12	12	17.8	20

The company reserves the right to vary models and dimensions without notice.
These products are designed for industrial applications and are not suitable for sale to the general public.