



Nickel-Plated Brass High-Pressure Fittings Series 8000 - BSP/METRIC

Ports G1/8 - G1/4 BSPP Threads

With its vast experience in manufacturing push-in connections for the pneumatics industry and its in-depth research into fluid power systems, Camozzi has developed the Series 8000 super rapid fitting featuring a dual sealing design.

This new series derives from the popular Series 6000, which has been extensively tested in the pneumatic sector. The main characteristic of the Series 8000 is the inclusion of additional seals (patented system) to provide a leak tight and positive connection, and eliminating the possibility of leakage which may occur from tube scoring.

The dual seal super-rapid fittings are available in 6 different models. Connection and disconnection of the tube can be repeated many times without altering the performance of the fitting and without compromising the sealing on the tube. The connect/release operation of the tube, which can be made without the use of tools, allows considerable time saving during installation and maintenance. The BUNA-N seals can be replaced in a simple operation. These fittings are available with tube to tube and threaded connections.

On request these fittings can also be supplied in viton and EPDM.



TECHNICAL SPECIFICATIONS

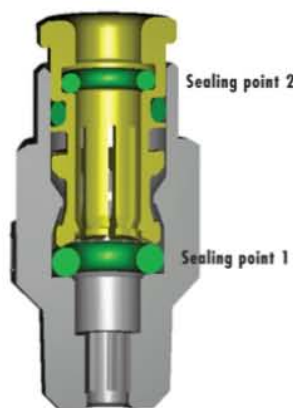
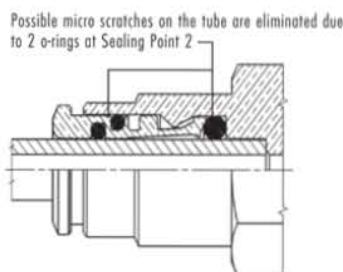
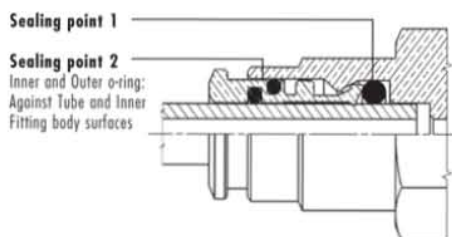
Materials	Nickel-plated brass body and collet, BUNA-N seals
Threads	ISO-228 GAS (BSP)
Pressure	min. -0.9 - max. 60 bar*
Tube to connect	Polyamide (PA) 6 - 11 - 12, polyurethane (PU)
Tube Diameters	ø 4, 6, 8 mm
Fluid	All fluids compatible with the fittings' material requiring a leak-tight seal, e.g. water. For other fluids, please contact our technicians.
Temperature	-20°C - 100°C (-4°F - 212°F)

*The Series 8000 fittings have a working pressure of 60 bar but this would generally be limited by the type of tubing used.

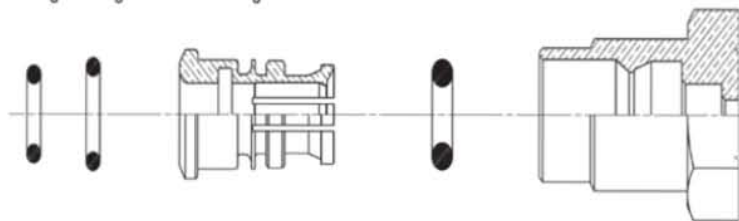


Dual Seal Fittings Series 8000

PATENTED BY CAMOZZI



Sealing point 1 is the traditional sealing point on a push-in fitting. While the additional **Sealing point 2** works on fresh tubing (non scratched), as well as keeping dirt and debris from entering tube gland and fitting



Features

- Wide Pressure Range: 0.9 – 60 bar, (27 in Hg – 870 psi)
- All-metal, Nickel-Plated brass body and collet
- Standard Buna-N o-rings can be changed to Viton, or other materials upon request.
- Longer tube support offered by extra long collet, which holds 3 sealing o-rings
- Compact Brass bodies from Brass forgings
- Proven Collet release system
- No slots or grooves in Collet system exposed to environment
- Triple O-ring Sealing System accepts copper tubing as well as liquid fluid media with no leakage.

Benefits

- Seals at high pressures like DOT fittings, (metric tubing), as well as vacuum.
- Collets won't break like plastic release rings and bodies; More Durable design
- Higher holding force, with easier release
- Won't scratch tubes like "bite-ring" designs
- Less chance of micro-leakage and bubble-leaks over time due to damaged tubing
- Resists "egg-shaping" of tubing in tight bend radius, causing leakage after control panel assembly
- Resistant to UV exposure
- Better resistance to stress-cracking, abrasion, solvents, detergents, hydrocarbons and other fluid media
- Reduced assembly time without taping of threads
- Reusable seal design, with no exposed threads, (Spot-Face O-ring design ensures proper sealing torque)
- No tubing assembly or dis-assembly tools required
- Collet System keeps dirt, debris and other environmental contaminants from entering sealing system causing leaks in other Push-To-Connect systems



CODING DUAL SEAL, SUPER RAPID FITTINGS

8512 4 -1/8

MODEL

See Tables Below

TUBE DIAMETER Ø

- 4 = 4mm O.D.
- 6 = 6mm O.D.
- 8 = 8mm O.D.

THREADS

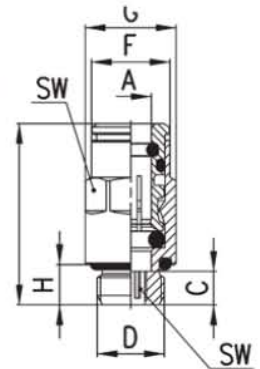
- 1/8 = 1/8" BSPP
- 1/4 = 1/4" BSPP

Mod. 8512

Male Connector

DIMENSIONS

Mod.	OD mm		C	F	G	H	L	SW	SW1
	A	D							
8512 4-1/8	4	1/8	5	8.8	13.5	6	23.8	12	2.5
8512 6-1/8	6	1/8	5	11.7	13.5	6	27	12	4
8512 8-1/8	8	1/8	8.5	13.7	15.2	6	32.5	14	5
8512 8-1/4	8	1/4	7	13.7	16.4	7	31	15	6

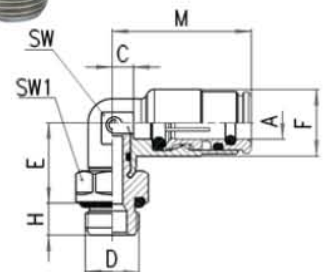


Mod. 8522

Male Elbow Swivel

DIMENSIONS

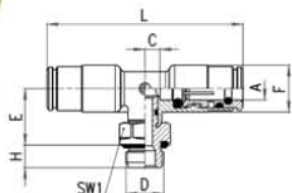
Mod.	OD mm		C	E	F	H	M	SW	SW1
	A	D							
8522 4-1/8	4	G1/8	3	14.5	10	6	21.5	9	12
8522 6-1/8	6	G1/8	4	15	12.5	6	26	10	12
8522 8-1/8	8	G1/8	5	16	14.5	6	29	12	12
8522 8-1/4	8	G1/4	5	17	14.5	7	29	12	15





Mod. 8432

Male Branch Tee Swivel

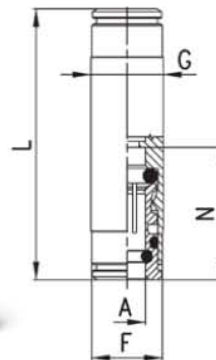


DIMENSIONS

Mod.	OD mm							
	A	D	C	E	F	H	L	SW1
8432 4-1/8	4	61/8	3	14.5	10	6	43	12
8432 6-1/8	6	61/8	4	15	12.5	6	52	12
8432 8-1/8	8	61/8	5	16	14.5	6	58	12
8432 8-1/4	8	61/4	5	17	14.5	7	58	15

Mod. 8580

Union

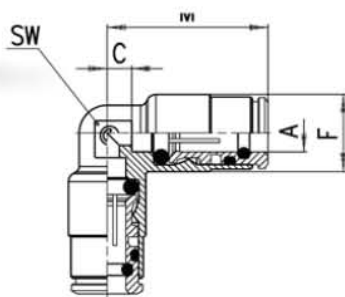


DIMENSIONS

Mod.	OD mm				
	A	F	G	L	N
8580 4	4	8.8	10	38	19
8580 6	6	11.7	12	45	22
8580 8	8	13.7	14	48	24

Mod. 8550

Union Elbow

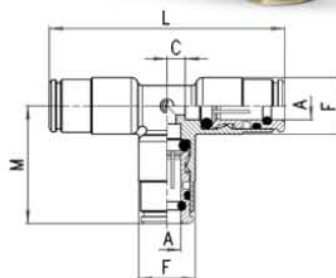


DIMENSIONS

Mod.	OD mm				
	A	C	F	M	SW
8550 4	4	3	10	21.5	9
8550 6	6	4	12.5	26	10
8550 8	8	5	14.5	29	12

Mod. 8540

Union Tee



DIMENSIONS

Mod.	OD mm					
	A	C	F	M	L	
8540 4	4	3	10	21.5	43	
8540 6	6	4	12.5	26	52	
8540 8	8	5	14.5	29	58	